



# SUMMIT SERIES

Product Series Brochure





Introducing the Summit Series, a collection of the finest and most capable loudspeakers ever produced by JBL for residential applications. Developed at JBL's legendary Acoustic Center of Excellence in Northridge, California, each model has been designed and engineered to be the best-in-its-class. Utilizing patented and proprietary acoustic technologies, these loudspeakers attain new heights of high-fidelity sound and render music with clarity, detail, and dynamics like never before.



PROJECT EVEREST, FIRST INTRODUCED IN 1985, AND PROJECT K2 THAT FOLLOWED, INTRODUCED THE CONCEPT OF FLAGSHIP TECHNOLOGICAL SHOWCASES THAT HIGHLIGHTED JBL'S LOUDSPEAKER ENGINEERING EXPERTISE.

Subsequent variants of both models delivered improvements in sonic performance along with new materials, finishes, and designs that were superior to those before. Like their namesake mountains, Everest and K2 models have always been the highest pinnacle for discerning music enthusiasts. It is upon this solid foundation that the Summit Series is built.

# SERIES HIGHLIGHTS

## THE SUMMIT OF LOUDSPEAKER PERFORMANCE

---

Patented JBL compression and dynamic drivers

---

Patented High-Definition Imaging (HDI™)  
Sonoglass® horns

---

Differential Drive woofer motor structure

---

MultiCap™ crossover networks with single-wire  
and bi-amp/bi-wire connectivity

## THE SUMMIT OF LOUDSPEAKER DESIGN

---

Finely crafted and beautifully detailed enclosures with  
carbon fiber baffle trim

---

Soft-curved cabinet walls with heavily braced and  
dampened construction

---

JBL | IsoAcoustics™ adjustable acoustic isolation feet

---

Luxurious high gloss finishes with Summit Platinum  
or Summit Gold detailing





# SERIES HIGHLIGHTS

---

The Summit Series extends the range with the addition of three new peaks – Summit Ama, Summit Pumori, and Summit Makalu – each representing the best in their class.



## SUMMIT AMA



---

2-Way, 8-inch (200mm)  
Stand-mount Loudspeaker



## SUMMIT PUMORI



---

3-Way, 10-inch (250mm)  
Floorstanding Reference Loudspeaker

# SERIES HIGHLIGHTS

---

The Summit Series extends the range with the addition of three new peaks – Summit Ama, Summit Pumori, and Summit Makalu – each representing the best in their class.



## SUMMIT MAKALU



AVAILABLE IN THESE  
PREMIUM FINISHES:



Ebony Gloss



Black Gloss

---

3-Way, 12-inch (300mm)  
Floorstanding Reference Loudspeaker





# SUMMIT AMA

## 2-WAY, 8-INCH (200MM) STAND-MOUNT LOUDSPEAKER

---

The JBL Summit Ama is a stand-mount reference loudspeaker built for the discerning music enthusiast. Summit Ama is the flagship of the Summit Series for the 8-inch (200mm) woofer categorization.

---

### Ama (a-ma)

From the full name Ama Dablam, meaning 'Mother's Necklace' and reaching a height of 6,812m (22,349'). Ama dominates the eastern skyline from Everest Base Camp and has been called the "Matterhorn of the Himalayas" due to its impressive iconic shape





# SUMMIT AMA

---

## PRODUCT HIGHLIGHTS

---

Patented D2815K 1.5-inch (38mm) Dual-diaphragm, Dual-motor High-frequency Compression Driver

---

Patented High-Definition Imaging (HDI™) Sonoglass® High-frequency Horn

---

8-inch (200mm) Cast-frame, Triple-layer Hybrid Carbon Cellulose Composite Cone (HC4) Woofer

---

MultiCap™ Crossover Network with Single-wire and Bi-amp/Bi-wire Connectivity

---

Finely Crafted and Beautifully Detailed Enclosure with Carbon Fiber Baffle Trim

---

Soft-curved Cabinet Walls with Heavily Braced and Dampened Construction

---

Dual Leg Steel and Aluminum mass-loaded damped floorstand with JBL | IsoAcoustics™ Adjustable Acoustic Isolation Feet

---

Luxurious High Gloss Finishes with Summit Platinum or Summit Gold detailing

---

Available in 2 premium finishes:  Ebony Gloss  Black Gloss

---





# SUMMIT PUMORI

## 3-WAY, 10-INCH (250MM) FLOORSTANDING REFERENCE LOUDSPEAKER

---

The JBL Summit Pumori is a floor-standing reference loudspeaker built for the discerning music enthusiast. Summit Pumori is the flagship of the Summit Series for the 10-inch (250mm) woofer categorization.

---

### Pumori (pu-mori)

Nicknamed “Everest’s Daughter”, rising to a height of 7,161m (23,494’) and situated just 8km (4.9 miles) west of Everest, Pumori is literally in the shadow of Everest. Mount Pumori is an attractive mountain that lies in upper Khumbu region of Nepal-Tibet. Climbers often use Mount Pumori to build confidence and gain technical skills before attempting to climb Everest.





# SUMMIT PUMORI

---

## PRODUCT HIGHLIGHTS

---

Patented D2815K 1.5-inch (38mm) Dual-diaphragm, Dual-motor High-frequency Compression Driver

---

Patented High-Definition Imaging (HDI™) Sonoglass® High-frequency Horn

---

8-inch (200mm) Cast-frame, Triple-layer Hybrid Carbon Cellulose Composite Cone (HC4) Mid-bass

---

10-inch (250mm) Cast-frame, Triple-layer Hybrid Carbon Cellulose Composite Cone (HC4) Woofer

---

MultiCap™ Crossover Network with Single-wire and Bi-amp/Bi-wire Connectivity

---

Finely Crafted and Beautifully Detailed Enclosure with Carbon Fiber Baffle Trim

---

Soft-curved Cabinet Walls with Heavily Braced and Dampened Construction



---

JBL | IsoAcoustics™ Adjustable Acoustic Isolation Feet

---

Luxurious High Gloss Finishes with Summit Platinum or Summit Gold detailing

---

Available in 2 premium finishes:  Ebony Gloss  Black Gloss

---





# SUMMIT MAKALU

## 3-WAY, 12-INCH (300MM) FLOORSTANDING REFERENCE LOUDSPEAKER

---

The JBL Summit Makalu is a floor-standing reference loudspeaker built for the discerning music enthusiast. Summit Makalu is the flagship of the Summit Series for the 12-inch (300mm) woofer category.

---

### MAKALU (maa-kuh-loo)

The world's 5th highest mountain at 8,481m (27,825') and located 19km (12 miles) from Mount Everest. Makalu has an almost perfect pyramid shape with four sharp ridges climbing up to its summit. The first climb attempts were in 1954, with the first successful ascent in May of 1955 by a French team. Makalu is an isolated peak whose shape is a four-sided pyramid.





# SUMMIT MAKALU

---

## PRODUCT HIGHLIGHTS

---

Patented D2830K 3-inch (75mm) Dual-diaphragm, Dual-motor High-frequency Compression Driver

---

Patented High-Definition Imaging (HDI™) Sonoglass® High-frequency Horn

---

8-inch (200mm) Cast-frame, Triple-layer Hybrid Carbon Cellulose Composite Cone (HC4) Mid-bass

---

12-inch (300mm) Cast-frame, Triple-layer Hybrid Carbon Cellulose Composite Cone (HC4) Woofer

---

MultiCap™ Crossover Network with Single-wire and Bi-amp/Bi-wire Connectivity

---

Finely Crafted and Beautifully Detailed Enclosure with Carbon Fiber Baffle Trim

---

Soft-curved Cabinet Walls with Heavily Braced and Dampened Construction



---

JBL | IsoAcoustics™ Adjustable Acoustic Isolation Feet

---

Luxurious High Gloss Finishes with Summit Platinum or Summit Gold detailing

---

Available in 2 premium finishes:  Ebony Gloss  Black Gloss

---





---

FOR MORE INFORMATION, VISIT [JBLSUMMIT.COM](https://www.jblsummit.com)

---